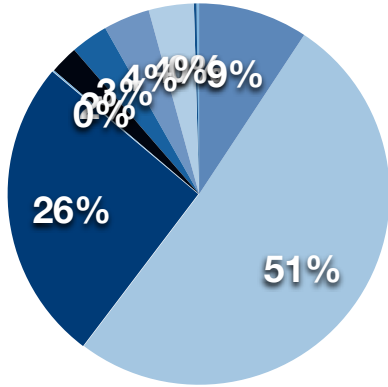


Baseline Plankton Count November 15, 2007

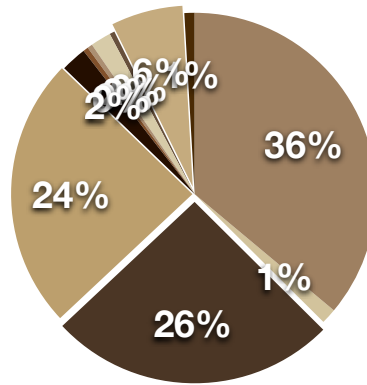
	TNC Nov 15 2007	Cowlitz Nov 16 2007	Mail Bay Nov 20, 2007	Severson's Nov 15, 2007	North Bay Nov 15, 2007
Date Counted	Nov 3, 2007	Jan 24, 2008	Nov 28, 2007	Nov 15, 2007	Nov 15, 2007
Counters	Peter A	Donna, Josie	Julie, Stan	Donna, Fred,	Fred, Stan
Reference Number		TS #45	TS #15	TS #14	TS #13
# of Splits	6X	6X	4X	5X	8X
Copepods					
Calanoid	5440	5056	9024	7968	51456
Harpactecoid	29888	192	16	320	256
Poecilostomatoid	15104	3584	1472	5568	2560
Crustacean Larvae					
Copepod nauplius		3392	7261	160	
Barnacle nauplius			16		
Megalope	64				
Other Crustaceans					
Barnacle Cyprid	1408				
Cladoceran	1856				
Gammarid amphipod	2304		48	128	
Isopod		320			
Molluscs					
Veliger	2240	64	16		
Bivalve larva		64	16		
Echinoderms					
Bipinnaria			16		
Misc. larvae					
Cyphonautes		256	400	96	256
Fish eggs	128			160	
Other eggs		64			
Fish			16		
Misc adults					
Larvacean		896	80		
Chaetognath		128	16	32	
Terrestrial arthropods	128			32	
Pectanaria				32	

TNC Nov 15, 2007



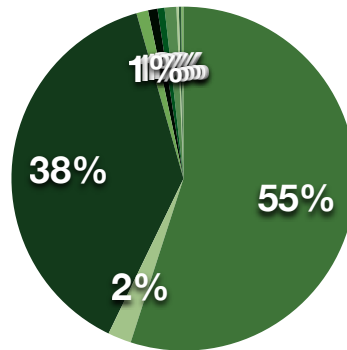
- 9% Calanoid
- 51% - Harpactecoid
- 26% - Poecilostomatoid
- Megalope
- Barnacle Cyprid
- 3% Cladoceran
- 4% Gammarid amphipod
- 4% Veliger
- Fish eggs
- Terrestrial arthropods

Cowlitz Nov 16, 2007



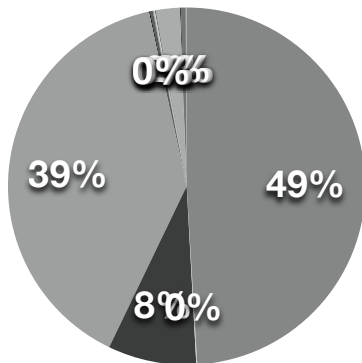
- 36% - Calanoid
- 1% Harpactecoid
- 26% - Poecilostomatoid
- 24% - Copepod nauplius
- Isopod
- Veliger
- Bivalve larva
- Cyphonautes
- Other eggs
- 6% Larvacean
- Chaetognath

Severson Nov 15, 2007



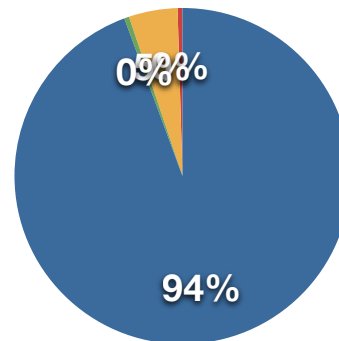
- 55% - Calanoid
- 2% Harpactecoid
- 38% - Poecilostomatoid
- Copepod nauplius
- Gammarid amphipod
- Cyphonautes
- Fish eggs
- Chaetognath
- Terrestrial arthropods
- Pectanaria

Mail Bay Nov 20, 2007



- 49% - Calanoid
- Harpactecoid
- 8% Poecilostomatoid
- 39% - Copepod nauplius
- Barnacle nauplius
- Gammarid amphipod
- Veliger
- Bivalve larva
- Bipinnaria
- Cyphonautes
- Fish
- Larvacean
- Chaetognath

North Bay Nov 15, 2007



- 94% - Calanoid
- Harpactecoid
- 5% Poecilostomatoid
- Cyphonautes